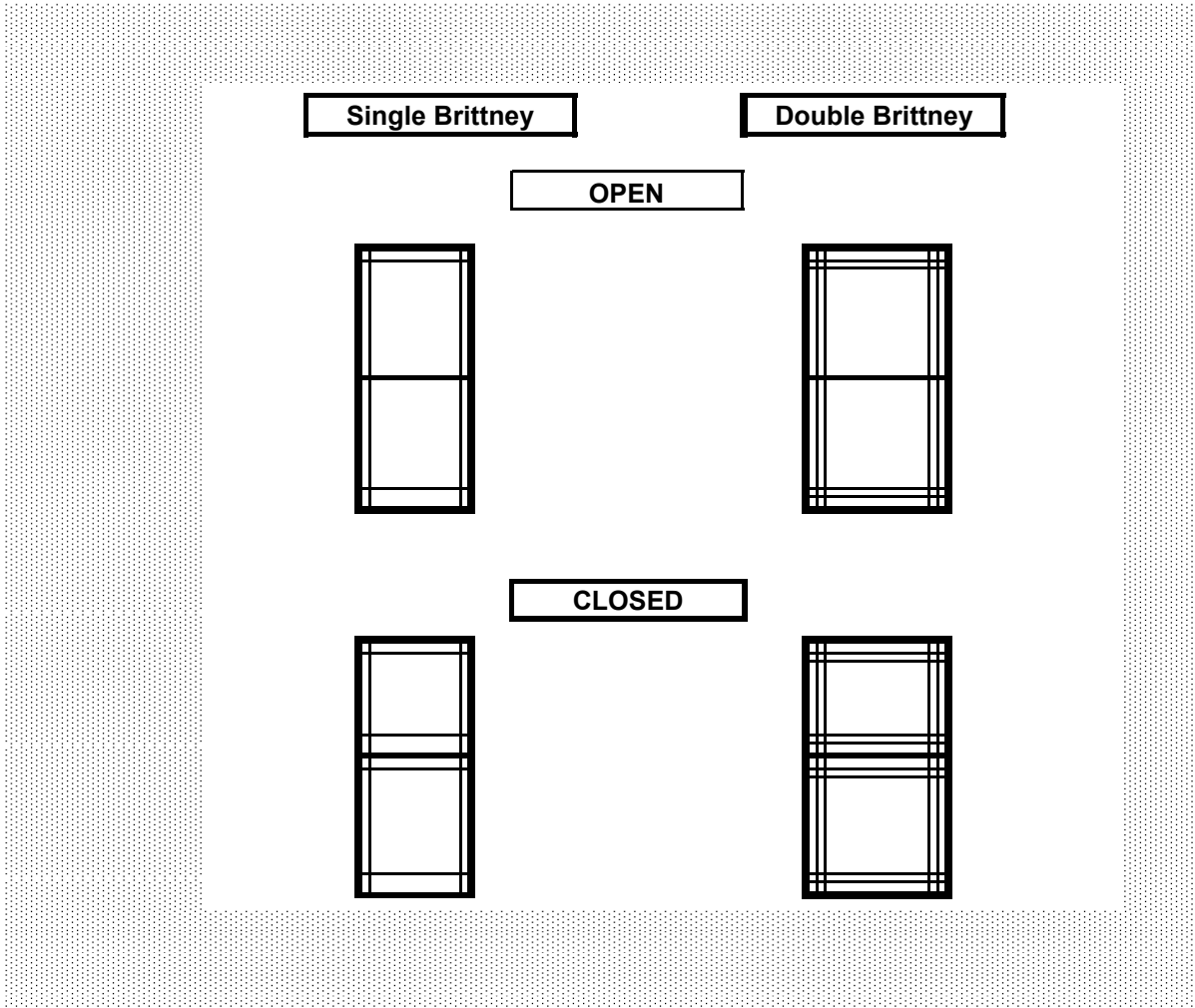


Single Hung Windows

Standard Grid Configuration







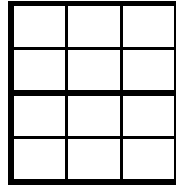



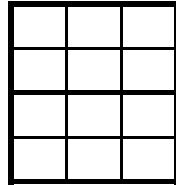


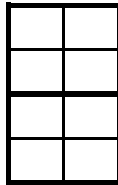
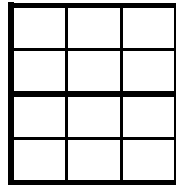


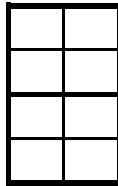
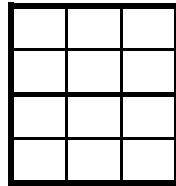


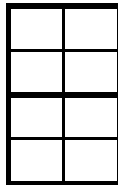
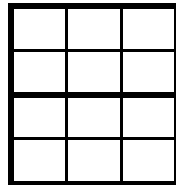
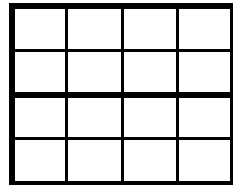

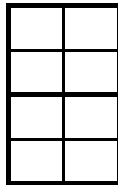
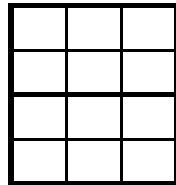
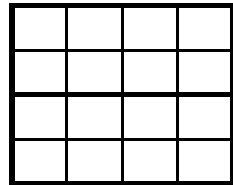
For the Internal Muntin and Contour Muntin



Single Hung Windows

Standard Commodity Grid Configuration

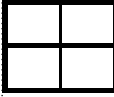
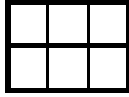
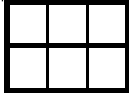
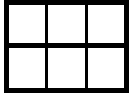
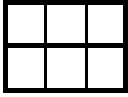
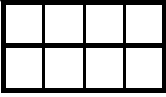
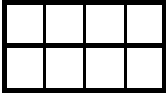
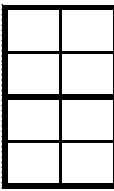
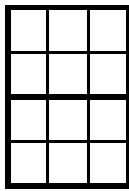
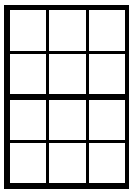
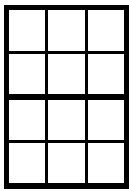
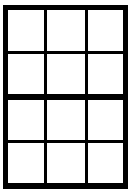
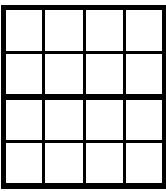

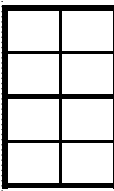
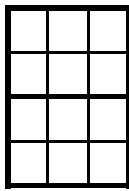
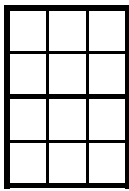
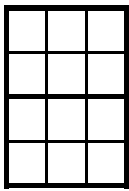
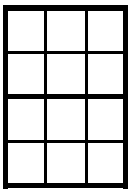
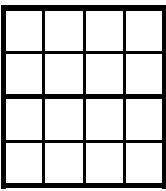

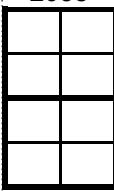
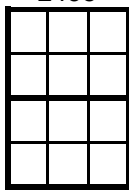
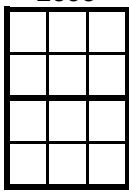
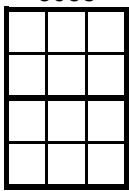
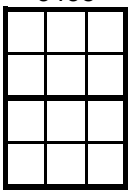
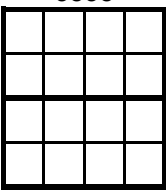
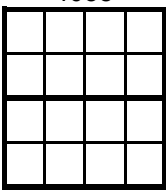
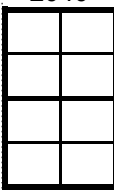
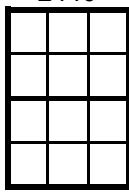
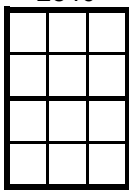
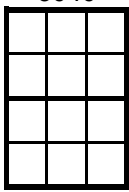
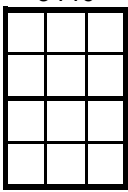
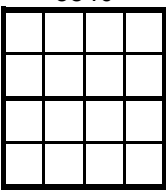

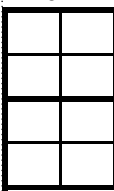
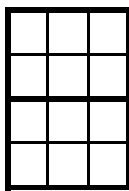
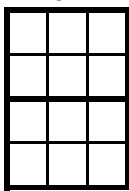
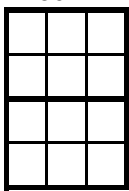
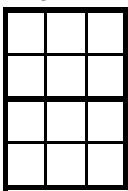
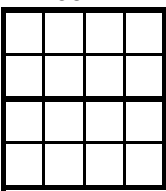
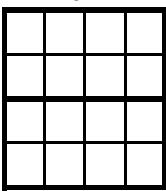
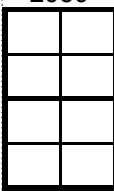
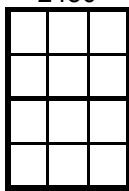

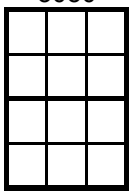
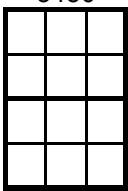
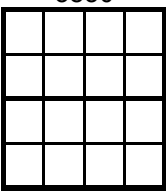
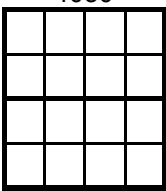
For the Internal Muntin and Contour Muntin

TIP TO TIP		WIDTHS			
		19 1/8	26 1/2	37	53 1/8
HEIGHTS	26				
		12	1H32	22	32
	38 3/8				
		13	1H33	23	33
	50 5/8				
		14	1H34	24	34
	56				
		14-5	1H34-5	24-5	34-5
63					
	15	1H35	25	35	
72					
	16	1H36	26	36	
76					
	16-5	1H36-5	26-5	36-5	

Single Hung Windows

Standard Modular Grid Configuration

For the Internal Muntin and Contour Muntin

D.L.O.		WIDTHS						
		23 1/4	27 1/4	31 1/4	35 1/4	39 1/4	43 1/4	47 1/4
HEIGHTS	27 1/4	 2024	 2424	 2824	 3024	 3424	 3824	 4024
	35 1/4	 2030	 2430	 2830	 3030	 3430	 3830	 4030
	43 1/4	 2038	 2438	 2838	 3038	 3438	 3838	 4038
	47 1/4	 2040	 2440	 2840	 3040	 3440	 3840	 4040
	51 1/4	 2044	 2444	 2844	 3044	 3444	 3844	 4044
	59 1/4	 2050	 2450	 2850	 3050	 3450	 3850	 4050
	71 1/4	 2060	 2460	 2860	 3060	 3460	 3860	 4060