



Eco-Smart, Inc.  
 4411 Bee Ridge Rd. #344  
 Sarasota, FL 34233  
 888-329-2705 ph / 941-377-9460 fx  
[www.eco-smart.com](http://www.eco-smart.com)

## Induction A Series Lamps/Ballasts Wholesale Price List

Updated July 15, 2010

<u>Model</u>	<u>Description</u>	<u>Lamp</u>	<u>Ballast</u>	<u>Qty</u>	
		<u>Dimension</u>	<u>Dimension</u>	<u>≤100</u>	<u>100+</u>
35W-A	35W Lamp and Remote Ballast (1750 Lumens / 3060 Pupil Lumens)	4 5/8" x 3 3/8"	6 5/8" x 3 3/8" x 2"	\$152.31	\$141.43
55W-A	55W Lamp and Remote Ballast (3500 Lumens / 6120 Pupil Lumens)	5 1/2" x 3 3/8"	7 7/16" x 3 3/8" x 2"	\$183.08	\$170.00
85W-A	85W Lamp and Remote Ballast (6000 Lumens / 10,500 Pupil Lumens)	6 3/4" x 4 5/16"	8 11/16" x 4 5/16" x 2"	\$183.08	\$170.00
125W-A	125W Lamp and Remote Ballast (8800 Lumens / 15,400 Pupil Lumens)	6 3/4" x 4 5/16"	8 11/16" x 4 5/16" x 2"	\$236.92	\$220.00
165W-A	165W Lamp and Remote Ballast (11,700 Lumens / 20,475 Pupil Lumens)	8 1/5" x 5 3/4"	6 1/4" x 4 9/16" x 2"	\$283.08	\$262.86
Screw Base w/Heat Sink	Available for 35, 55, 85 and 125W models (indicate E26 or E40 size)			\$30.77	\$28.57

**Notes:** All models come standard with flate base (see install instructions, below)  
 All models available in 100 to 277V except 165W (200 to 277V only)  
 Available in 3000, 4000, 5000, and 6000K  
 All models are UL listed except 165W (applied for listing)

Warranty: 68% Lumen maintenance at 80,000 hours, 50% at 120,000 hours. Three years replacement for failure.

**Freight:** Quoted by job, lead time typically 3 to 4 weeks


**Terms:** Prepaid by credit card, check or wire transfer



Flat Base



Screw Base with Heat Sink

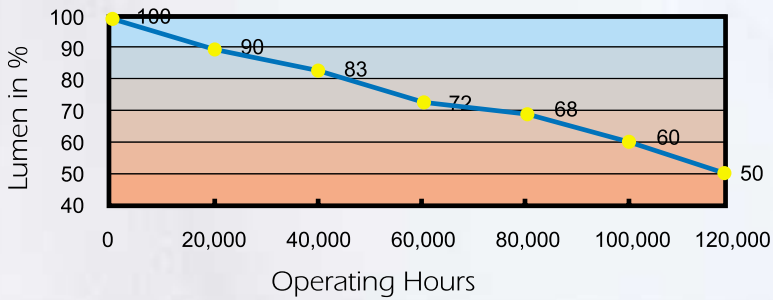


Flat Base Plate for Mounting

**Flat Base Install:** An metal plate must be attached to existing fixture with screw holes drilled into the plate for mounting the lamp. Plate is held to fixture with screws. These materials must be produced locally, by installer.

# Lumen Maintenance

The Luminous flux of **the lamps** is expected to have depreciated to about 50% of the initial flux after 120,000 hours.



## Luminous Characteristics

Color Temp (K)	3000
	4000
Color Rendering (Ra)	≥82

## Lamp Dimension


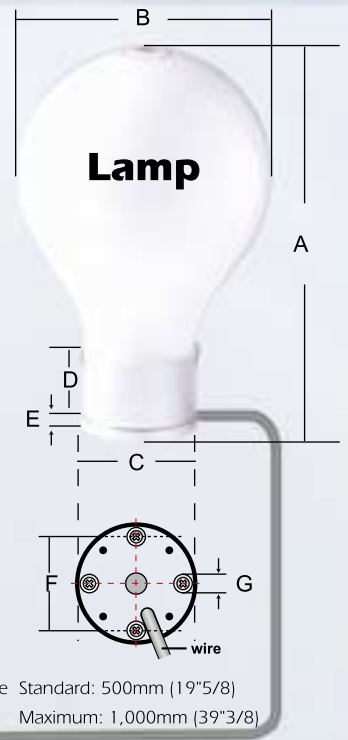
### External Ballast (Flat Base)

	35W	55W	85W	125W
A	4"5/8	5"1/2	6"3/4	6"3/4
B	3"3/8	3"3/8	4"5/16	4"5/16
C		1"15/16		
D		1"3/16		
E		3/16"		
F		1"9/16		
G	M4=4mm screw diameter			


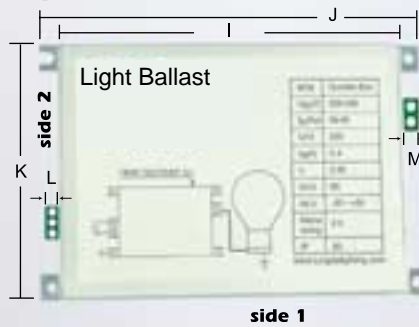
### High Frequency Generator

	Large Version	Small Version*
I	6"1/8	4"1/2
J	6"7/8	5"1/4
K	4"7/16	4"7/16
L	1/2"	1/2"
M	3/8"	3/8"
N	9/16"	9/16"
O	2"	2"
P	9/16"	9/16"
Q	1"1/8	1"1/8

\* Available for 35W, 55W and 85W only



### Top View



### External Ballast (E39 Base)

	35W	55W	85W	125W
R	6"5/8	7"7/16	8"11/16	8"11/16
S	3"3/8	3"3/8	4"5/16	4"5/16
T		1"13/16		
U		1"1/16		
V		9/16"		

### Internal Ballast (E26 Base)

	15W	23W	35W
A	5"3/8	5"3/8	6"
B	2"3/4	2"3/4	3"3/8
C		1"11/16	
D		1"1/16	
E		2"1/8	
F		5/8"	
G		3/8"	

