



PLEASE SEE WEBSITE FOR A COMPLETE LIST OF PRODUCTS AND SPECIFICATIONS


Prices and designs are subject to change without notice

SERIES	MODEL	DESCRIPTION	LIST PRICE
--------	-------	-------------	------------

### LED INCANDESCENT SERIES

	LED-A19-120-3-36-DL-CL	E26/MED BASE, A19, 120V, 3 WATT, 36 LED, CL PLAST, DAYLIGHT	\$ 27.00
	LED-A19-120-3-36-SW-CL	E26/MED BASE, A19, 120V, 3 WATT, 36 LED, CL PLAST, SOFT WHI	\$ 27.00
	LED-G16-120-2-30-DL	E12/CANDLE BASE, G16, 120V, 2 WATT, 30 LED, DAYLIGHT	\$ 25.00
	LED-G16-120-2-30-SW	E12/CANDLE BASE, G16, 120V, 2 WATT, 30 LED, SOFT WHITE	\$ 25.00
	LED-E60 -120-5-18-DL	2 1/2", E27 BASE/GLOBE, 120V, 5 WATT, 18 LED, DAYLIGHT	\$ 60.00
	LED-E60 -120-5-18-SW	2 1/2", E27 BASE/GLOBE, 120V, 5 WATT, 18 LED, SOFT WHITE	\$ 60.00
	LED-E50 -120-7-5-DL	2 1/4", <b>DIMMABLE</b> E27 GLOBE, 120V, 7 W, 5 CREE LED, DAYLIGHT	\$ 140.00
	LED-E50 -120-7-5-SW	2 1/4", <b>DIMMABLE</b> E27 GLOBE, 120V, 7 W, 5 CREE LED, SOFT WHI	\$ 140.00

### LED CANDELABRA SERIES




	LED-CAN-120-2-30-DL-CL	E12/CANDLE BASE, 120V, 2W, 30 LED, CL PLAST, DAYLIGHT	\$ 26.00
	LED-CAN-120-2-30-SW-CL	E12/CANDLE BASE, 120V, 2W, 30 LED, CL PLAST, SOFT WHITE	\$ 26.00
	LED-CMED-120-2-30-DL-CL	E26/MED BASE, 120V, 2 WATT, 30 LED, CL PLAST, DAYLIGHT	\$ 30.00
	LED-CMED-120-2-30-SW-CL	E26/MED BASE, 120V, 2 WATT, 30 LED, CL PLAST, SOFT WHITE	\$ 30.00

### LED MR16 SERIES

	LED-MR16-12-2-21-DL	MR16, 12V, 2 WATT, 21 LED, NFL, DAYLIGHT	\$ 20.00
	LED-MR16-12-2-21-SW	MR16, 12V, 2 WATT, 21 LED, NFL, SOFT WHITE	\$ 20.00
	LED-MR16-12-3-48-DL	MR16, 12V, 3 WATT, 48 LED, NFL, DAYLIGHT	\$ 28.00
	LED-MR16-12-3-48-SW	MR16, 12V, 3 WATT, 48 LED, NFL, SOFT WHITE	\$ 28.00

### LED MR16 HIGH POWER MR16 SERIES

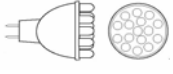




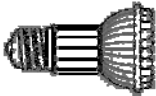


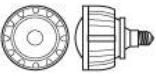


	LED-MR16-12-3-3-SW	CREE HP MR16, 12V, 3 WATT, 3LED, MFL, SOFT WHITE	\$ 88.00
	LED-MR16-12-3-3-DL	CREE HP MR16, 12V, 3 WATT, 3LED, MFL, DAYLIGHT	\$ 88.00
	LED-MR16-12-3-3-DL-60	CREE HP MR16, 12V, 3 WATT, 3LED, FL, DAYLIGHT	\$ 88.00
	LED-MR16-12-3-3-SW-60	CREE HP MR16, 12V, 3 WATT, 3LED, FL, SOFT WHITE	\$ 88.00
	LED-MR16-12-3-3-DL-15	CREE HP MR16, 12V, 3 WATT, 3LED, NSP, DAYLIGHT	\$ 88.00
	LED-MR16-12-3-3-SW-15	CREE HP MR16, 12V, 3 WATT, 3LED, NSP, SOFT WHITE	\$ 88.00
	LED-MR20-12-6-3-DL-60	CREE HP MR20, 12V, 6 WATT, 3LED, WFL, DAYLIGHT	\$ 120.00
	LED-MR20-12-6-3-SW-60	CREE HP MR20, 12V, 6 WATT, 3LED, WFL, SOFT WHITE	\$ 120.00
	LED-MR20-12-6-3-DL-15	CREE HP MR20, 12V, 6 WATT, 3LED, NSP, DAYLIGHT	\$ 120.00
	LED-MR20-12-6-3-SW-15	CREE HP MR20, 12V, 6 WATT, 3LED, NSP, SOFT WHITE	\$ 120.00

DAYLIGHT= 5000-6000 KELVIN  
SOFT WHITE = 3000 - 3500 KELVIN

PLEASE SEE WEBSITE FOR A COMPLETE LIST OF PRODUCTS AND SPECIFICATIONS











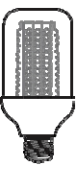

Prices and designs are subject to change without notice

SERIES	MODEL	DESCRIPTION	LIST PRICE
<b>LED MR11 SERIES</b>			
	LED-MR11-12-3-30-DL	MR11, 12V, 3 WATT, 30 LED, DAYLIGHT	\$ 24.00
	LED-MR11-12-3-30-SW	MR11, 12V, 3 WATT, 30 LED, SOFT WHITE	\$ 24.00
<b>LED GU10 SERIES</b>			
	LED-GU10-120-3-48-DL	GU BASE, 120V, 3 WATT, 48 LED, NFL, DAYLIGHT	\$ 28.00
	LED-GU10-120-3-48-SW	GU BASE, 120V, 3 WATT, 48 LED, NFL, SOFT WHITE	\$ 28.00
<b>LED GU10 HIGH POWER SERIES</b> 			
	LED-GU10-120-3-3-DL-15	CREE HP GU BASE, 120V, 3 WATT, 3 LED, NSP, DAYLIGHT	\$ 88.00
	LED-GU10-120-3-3-DL-60	CREE HP GU BASE, 120V, 3 WATT, 3 LED, FL, DAYLIGHT	\$ 88.00
	LED-GU10-120-3-3-SW-15	CREE HP GU BASE, 120V, 3 WATT, 3 LED, NSP, SOFT WHITE	\$ 88.00
	LED-GU10-120-3-3-SW-60	CREE HP GU BASE, 120V, 3 WATT, 3 LED, FL, SOFT WHITE	\$ 88.00
	LED-GU10-120-6-3-DL-15	CREE HP GU BASE, 120V, 6 WATT, 3 LED, NSP, DAYLIGHT	\$ 120.00
	LED-GU10-120-6-3-DL-60	CREE HP GU BASE, 120V, 6 WATT, 3 LED, WFL, DAYLIGHT	\$ 120.00
	LED-GU10-120-6-3-SW-15	CREE HP GU BASE, 120V, 6 WATT, 3 LED, NSP, SOFT WHITE	\$ 120.00
	LED-GU10-120-6-3-SW-60	CREE HP GU BASE, 120V, 6 WATT, 3 LED, WFL, SOFT WHITE	\$ 120.00
<b>LED JDR/PAR 16 SERIES</b>			
	LED-JDR-120-3-48-DL	JDR/E26, 120V, 3 WATT, 36 LED, NFL, DAYLIGHT	\$ 28.00
	LED-JDR-120-3-48-SW	JDR/E26, 120V, 3 WATT, 36 LED, NFL, SOFT WHITE	\$ 28.00
<b>LED HIGH POWER JDR / PAR 20 SERIES</b> 			
	LED-JDR-120-3-3-DL-15	CREE HP E27 BASE, 120V, 3 WATT, 3 LED, NSP, DAYLIGHT	\$ 88.00
	LED-JDR-120-3-3-DL-60	CREE HP E27 BASE, 120V, 3 WATT, 3 LED, FL, DAYLIGHT	\$ 88.00
	LED-JDR-120-3-3-SW-15	CREE HP E27 BASE, 120V, 3 WATT, 3 LED, NSP, SOFT WHITE	\$ 88.00
	LED-JDR-120-3-3-SW-60	CREE HP E27 BASE, 120V, 3 WATT, 3 LED, FL, SOFT WHITE	\$ 88.00
	LED-JDR-120-9-1-DL	HP JDR/E26, 120 VOLTS, 9 WATT, 1 LED, DAYLIGHT	\$ 100.00
	LED-JDR-120-9-1-SW	HP JDR/E26, 120 VOLTS, 9 WATT, 1 LED, SOFT WHITE	\$ 100.00

DAYLIGHT= 5000-6000 KELVIN  
 SOFT WHITE = 3000 - 3500 KELVIN

PLEASE SEE WEBSITE FOR A COMPLETE LIST OF PRODUCTS AND SPECIFICATIONS

Prices and designs are subject to change without notice

SERIES	MODEL	DESCRIPTION	LIST PRICE
<b>LED PAR SERIES</b>			
	LED-PAR20-120-3-60-DL	PAR20, E27 BASE, 120V, 3 WATT,60 LED, DAYLIGHT	\$ 40.00
	LED-PAR20-120-3-60-SW	PAR20, E27 BASE, 120V, 3 WATT,60 LED, SOFT WHITE	\$ 40.00
 	LED-PAR 20-120-6-3-DL-15	CREE HP PAR 20, E27 BASE, 120V, 6 WATT, 3 LED, NSP, DAYLIGHT	\$ 120.00
	LED-PAR 20-120-6-3-DL-60	CREE HP PAR 20, E27 BASE, 120V, 6 WATT, 3 LED, WFL, DAYLIGHT	\$ 120.00
	LED-PAR 20-120-6-3-SW-15	CREE HP PAR 20, E27 BASE, 120V, 6 WATT, 3 LED, NSP, SOFT WH	\$ 120.00
	LED-PAR 20-120-6-3-SW-60	CREE HP PAR 20, E27 BASE, 120V, 6 WATT, 3 LED, WFL, SOFT WH	\$ 120.00
	LED-PAR30-120-4-70-DL	MED BASE PAR30, 120V, 4 WATT, 70 LED, DAYLIGHT	\$ 48.00
	LED-PAR30-120-4-70-SW	MED BASE PAR30, 120V, 4 WATT, 70 LED, SOFT WHITE	\$ 48.00
	LED-PAR38-120-5-80-DL	MED BASE PAR38, 120V, 5 WATT, 80 LED, DAYLIGHT	\$ 56.00
	LED-PAR38-120-5-80-SW	MED BASE PAR38, 120V, 5 WATT, 80 LED, SOFT WHITE	\$ 56.00
	LED-PAR38-120-10-23-DL	HP MED BASE PAR38, 120V, 10W, 23 LED, DAYLIGHT	\$ 80.00
	LED-PAR38-120-10-23-SW	HP MED BASE PAR38, 120V, 10W, 23 LED, SOFT WHITE	\$ 80.00
<b>LED HIGH POWER PAR SERIES DIMMABLE</b>			
	LED-PAR30-120-7-7-DL-60	CREE HP PAR30, E27 BASE, 120V, 7 WATT, 7 LED, DAYLIGHT	\$ 224.00
	LED-PAR30-120-7-7-SW-60	CREE HP PAR30, E27 BASE, 120V, 7 WATT, 7 LED, SOFT WHITE	\$ 224.00
	LED-PAR38-120-15-12-DL-60	CREE HP PAR38, E27 BASE, 120V, 15 WATT, 12 LED, DAYLIGHT	\$ 352.00
	LED-PAR38-120-15-12-SW-60	CREE HP PAR38, E27 BASE, 120V, 15 WATT, 12 LED, SOFT WHITE	\$ 352.00
<b>LED RETROFIT SERIES</b>			
	LED8-PL48-120-15-300-DL	120V 4' T8 CFL TUBE REP, 15W, 300 LED, ACRYLIC, DAYLIGHT	\$ 160.00
	LED8-PL48-277-15-300-DL	277V 4' T8 CFL TUBE REP, 15W, 300 LED, ACRYLIC, DAYLIGHT	\$ 160.00
	LED8-PL24-120-8-150-DL	120V 2' T8 CFL TUBE REP, 8W, 150 LED, ACRYLIC, DAYLIGHT	\$ 130.00
	LED8-PL24-277-8-150-DL	277V 2' T8 CFL TUBE REP, 8W, 150 LED, ACRYLIC, DAYLIGHT	\$ 130.00
	LED-CFLA-120-10-104-DL	<b>DIMMABLE</b> E27 BASE, 120V, 6W, 104 LEDS, 175 DEG, DAYLIGHT	\$ 70.00
	LED-CFLA-120-6-104-SW	<b>DIMMABLE</b> E27 BASE, 120V, 6W, 104 LEDS, 175 DEG, SOFT WHITE	\$ 70.00
	LED-CFLA-120-10-195-DL	<b>DIMMABLE</b> E27 BASE, 120V, 10W, 195 LEDS, 175 DEG, DAYLIGHT	\$ 100.00
	LED-CFLA-120-10-195-SW	<b>DIMMABLE</b> E27 BASE, 120V, 10W, 195 LEDS, 175 DEG, SOFT WHIT	\$ 100.00
	LED-CFLM-120-38-42-DL	HI LUMEN RETROFIT, E40 MOGUL BASE,120V, 42 LEDS, DAYLIGHT	\$ 850.00


DAYLIGHT= 5000-6000 KELVIN  
SOFT WHITE = 3000 - 3500 KELVIN

PLEASE SEE WEBSITE FOR A COMPLETE LIST OF PRODUCTS AND SPECIFICATIONS

Prices and designs are subject to change without notice

SERIES	MODEL	DESCRIPTION	LIST PRICE
--------	-------	-------------	------------

## LED ROPE LIGHT SERIES



LED-RL-110-65-BL	1' OF LED 2 WIRE ROPE LIGHT, 110V/60H, BLUE	\$ 9.00
LED-RL-110-65-RD	1' OF LED 2 WIRE ROPE LIGHT, 110V/60Hz, RED	\$ 9.00
LED-RL-110-65-WH3000	1' OF LED 2 WIRE ROPE LIGHT, 110V/60Hz, WHITE-3000K	\$ 9.00
LED-RL-110-65-WH5000	1' OF LED 2 WIRE ROPE LIGHT, 110V/60Hz, WHITE-5000K	\$ 9.00
LED-RL-110-65-Y	1' OF LED 2 WIRE ROPE LIGHT, 110V/60Hz, YELLOW	\$ 9.00
LED-RL-110-65-BL-ROLL	150' ROLL OF LED RL W/ 3 PWR KITS &50 CLIPS, BLUE	\$ 975.00
LED-RL-110-65-RED-ROLL	150' ROLL OF LED RL W/ 3 PWR KITS &50 CLIPS, RED	\$ 975.00
LED-RL-110-65-WH-3000-RO	150' ROLL OF LED RL W/ 3 PWR KITS &50 CLIPS, WH-3000K	\$ 975.00
LED-RL-110-65-WH-5000-RO	150' ROLL OF LED RL W/ 3 PWR KITS &50 CLIPS, WH-5000K	\$ 975.00
LED-RL-110-65-YELLOW-RO	150' ROLL OF LED RL W/ 3 PWR KITS &50 CLIPS, YELLOW	\$ 975.00
ZLED-RLMC	MOUNTING CLIPS FOR ROPE LIGHT- 2 PER 3 FEET	\$ 2.00
LED-RL-PWRSET	CBL W/PLUG, ELEC BRIDGE, PWR CON, MID CON, END CAP	\$ 8.00

## LED COUNTER TOP DISPLAY

**with Purchase Order of \$2,000.00 opening order**



(per location) OR PURCHASE SEPARATELY

LED-DISPLAY	4 LED SAMPLES, PLUG SET, W/LITERATURE HOLDER-10"wX5"dX11"ht	\$ 200.00
-------------	---	-----------

## LED SAMPLE PACKS

LED-RSP	1-120V T8 IN DL, 1- HP 3 WATT MR16 IN DL, 1 G50, 1 - 3 WATT JDR WFL, RGB RL SAMPLE, 1 - A19 IN SW, 1- 6 WATT CFLA IN DL	\$ 250.00
LED-SP	1 JDR 3 WATT NFL IN DL, 1 A19 IN DL, 1 CANDLE IN SW, 1 - 6 WATT CFLA IN DL, 1 MR16 3 WATT WFL	\$ 200.00

Minimum order: \$50.00.

Payment Terms: 3% 10 day: Net 30 on approved credit (COD orders are not applicable).

Late Charges: A rate of 1.5% per month may be added to any past due balances.

Freight: FOB Factory. \$2000 ffa on approved programs.

Returns/Claims: 10 day return policy with approved RGA #.

Replacement items will be invoiced upon shipment and a possible credit may be given after receipt and evaluation of returned items .

Warranty: One year warranty unless fixture specs are pre-approved by LED-LLC for longer warranty periods of time (consult sales agent or factory).

Disclaimer: LED retro fit lamps are sensitive to the fixture's environment and longer warranty times are contingent upon pre-approved fixtures.