

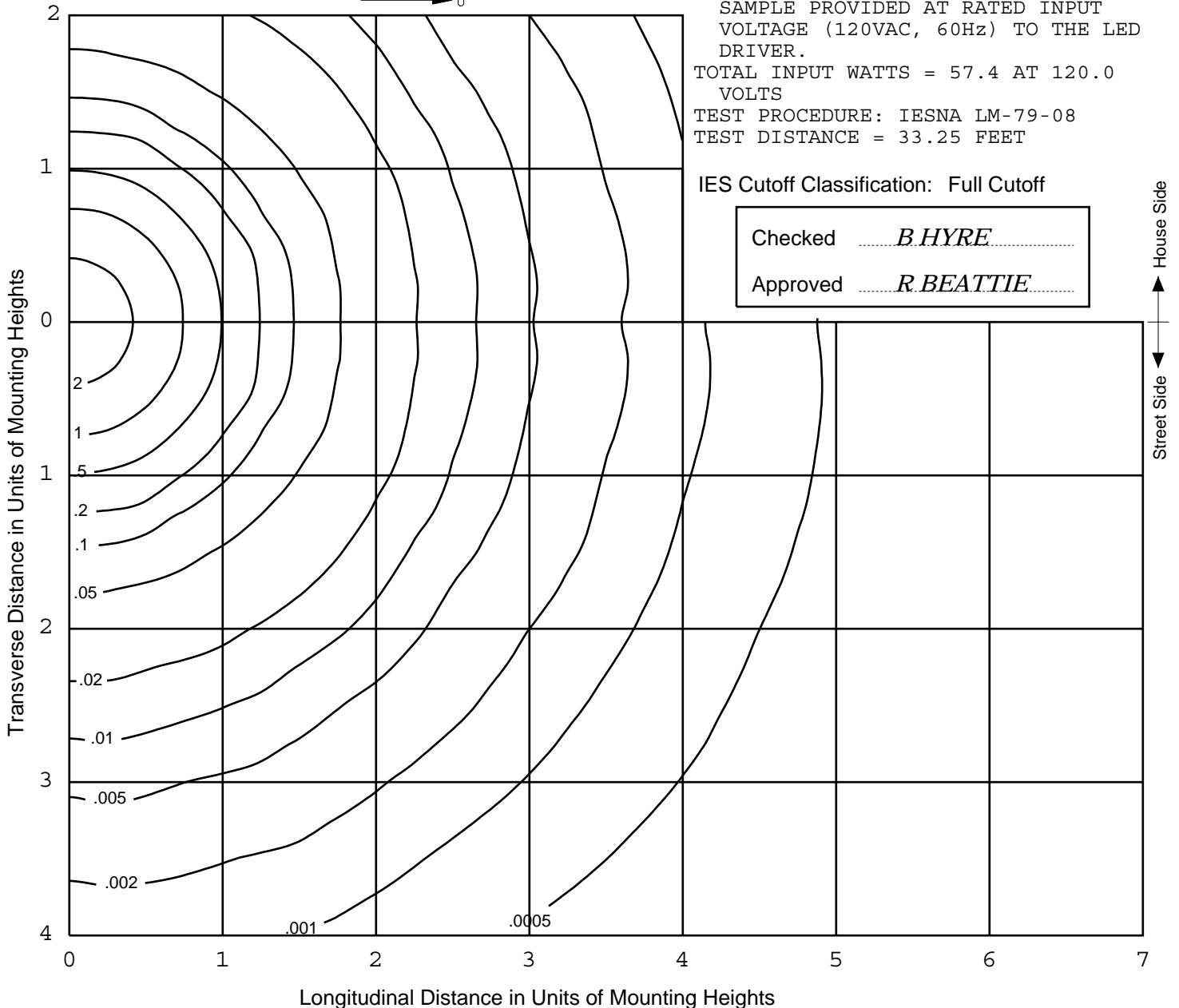
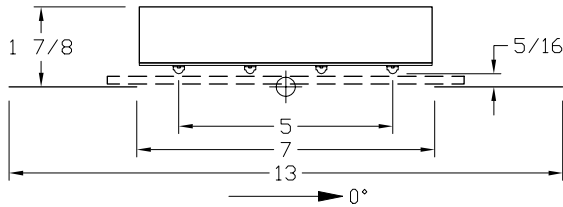
itl boulder
 THE LIGHT CENTER OF THE INDUSTRY SINCE 1955


INDEPENDENT TESTING LABORATORIES, INC.
 3386 LONGHORN ROAD, BOULDER, CO 80302 USA

PHONE: (303)442-1255 • FAX: (303)449-5274 • E-MAIL: itl@itlboulder.com • WEBSITE: www.itlboulder.com

ISOFOOTCANDLE LINES OF HORIZONTAL ILLUMINATION
 Values based on 20 foot mounting height.

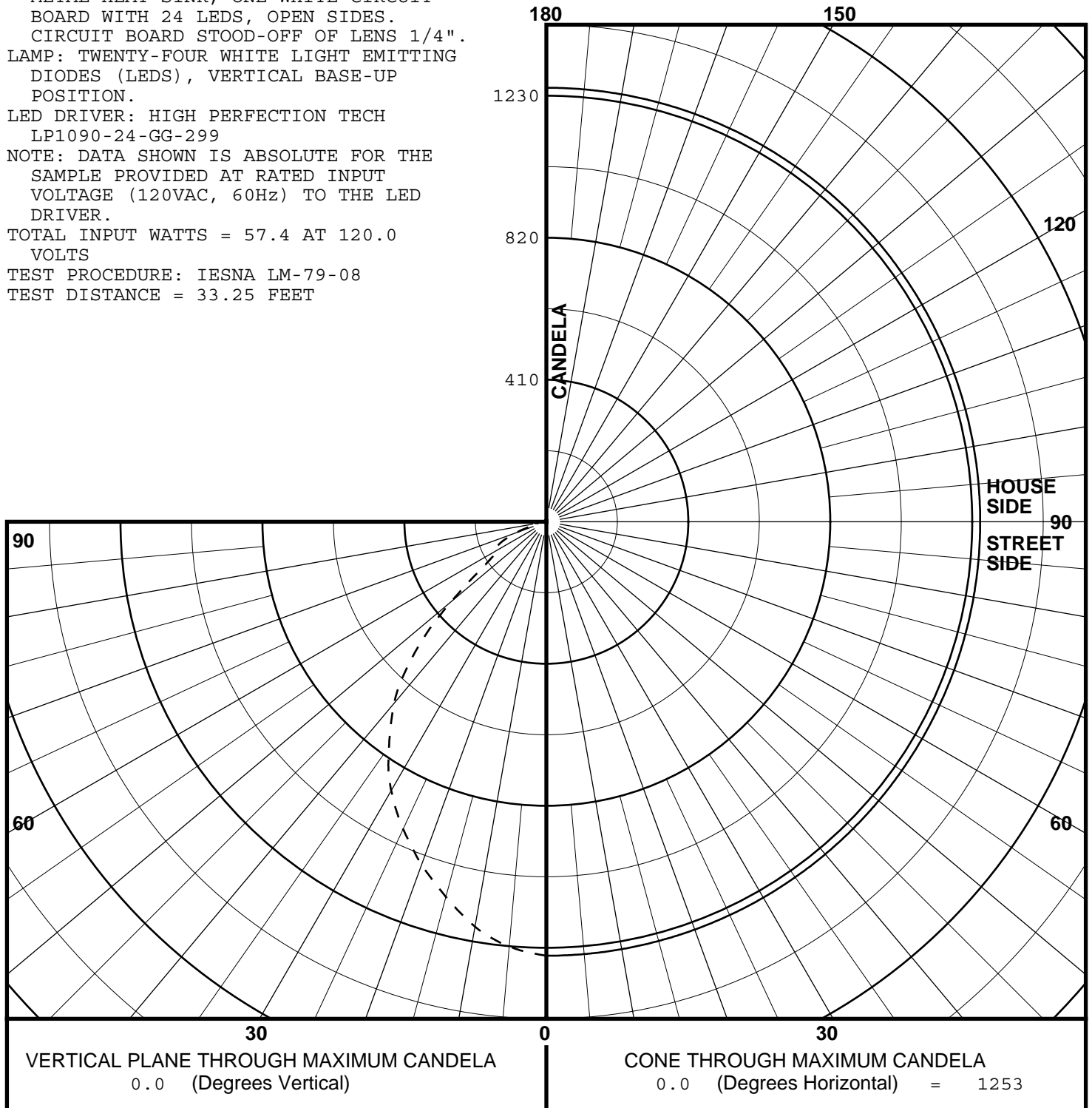
REPORT NUMBER: ITL62048
 DATE: 03/25/09
 PREPARED FOR: BARE DEVELOPMENT, INC.
 CATALOG NUMBER: HTS-9
 LUMINAIRE: FABRICATED WHITE PAINTED METAL MOUNTING PLATE, EXTRUDED FINNED METAL HEAT SINK, ONE WHITE CIRCUIT BOARD WITH 24 LEDS, OPEN SIDES. CIRCUIT BOARD STOOD-OFF OF LENS 1/4".
 LAMP: TWENTY-FOUR WHITE LIGHT EMITTING DIODES (LEDS), VERTICAL BASE-UP POSITION.
 LED DRIVER: HIGH PERFECTION TECH LP1090-24-GG-299
 NOTE: DATA SHOWN IS ABSOLUTE FOR THE SAMPLE PROVIDED AT RATED INPUT VOLTAGE (120VAC, 60Hz) TO THE LED DRIVER.
 TOTAL INPUT WATTS = 57.4 AT 120.0 VOLTS
 TEST PROCEDURE: IESNA LM-79-08
 TEST DISTANCE = 33.25 FEET

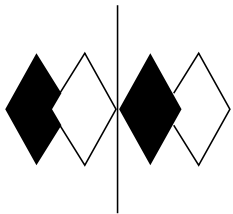




REPORT NUMBER: ITL62048
 DATE: 03/25/09
 PREPARED FOR: BARE DEVELOPMENT, INC.
 CATALOG NUMBER: HTS-9
 LUMINAIRE: FABRICATED WHITE PAINTED
 METAL MOUNTING PLATE, EXTRUDED FINNED
 METAL HEAT SINK, ONE WHITE CIRCUIT
 BOARD WITH 24 LEDS, OPEN SIDES.
 CIRCUIT BOARD STOOD-OFF OF LENS 1/4".
 LAMP: TWENTY-FOUR WHITE LIGHT EMITTING
 DIODES (LEDS), VERTICAL BASE-UP
 POSITION.
 LED DRIVER: HIGH PERFECTION TECH
 LP1090-24-GG-299
 NOTE: DATA SHOWN IS ABSOLUTE FOR THE
 SAMPLE PROVIDED AT RATED INPUT
 VOLTAGE (120VAC, 60Hz) TO THE LED
 DRIVER.
 TOTAL INPUT WATTS = 57.4 AT 120.0
 VOLTS
 TEST PROCEDURE: IESNA LM-79-08
 TEST DISTANCE = 33.25 FEET

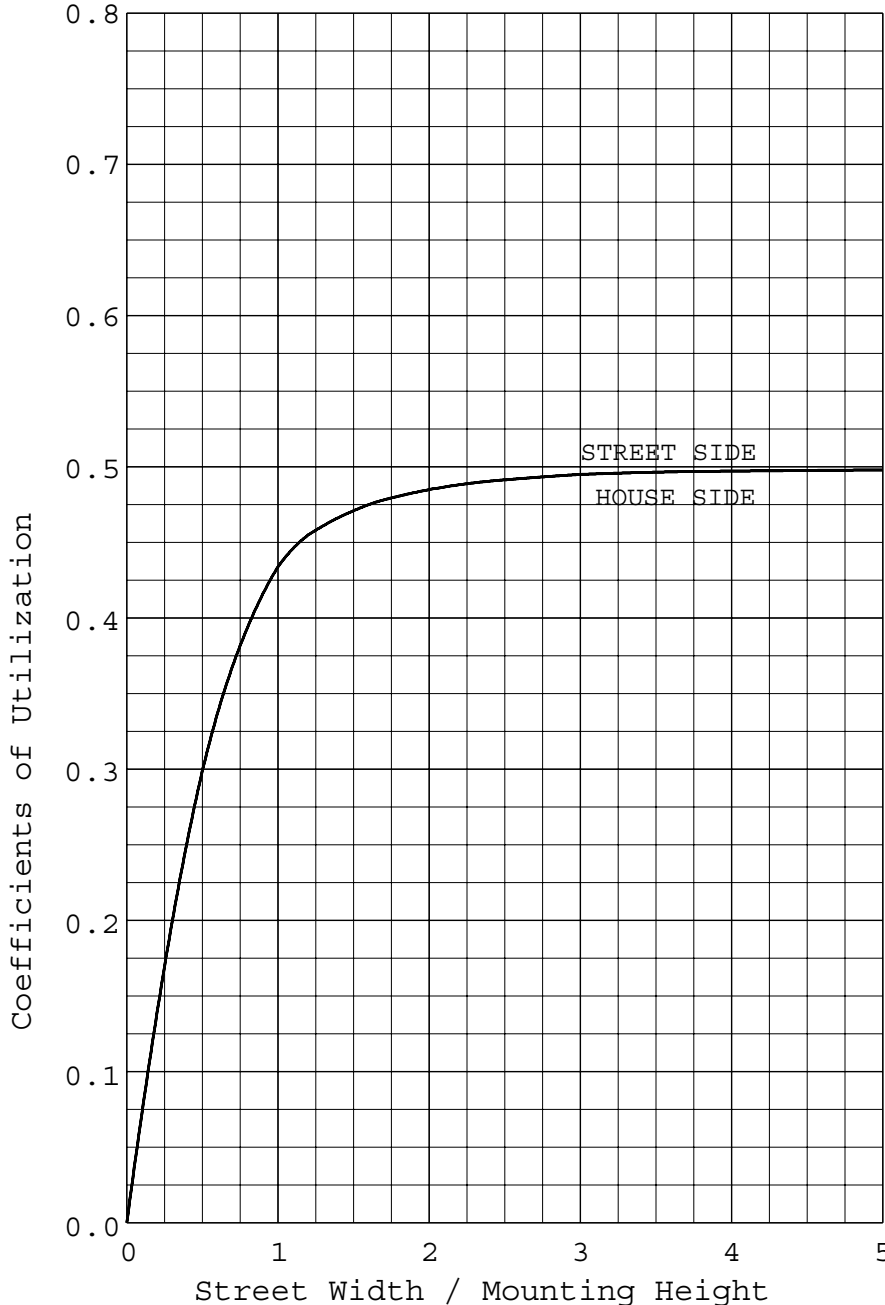
MAXIMUM PLANE AND MAXIMUM CONE PLOTS OF CANDELA





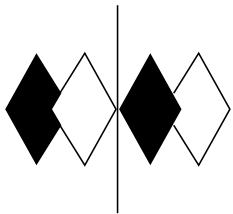
REPORT NUMBER: ITL62048
 DATE: 03/25/09
 PREPARED FOR: BARE DEVELOPMENT, INC.

COEFFICIENTS OF UTILIZATION AND FLUX DISTRIBUTION



	LUMENS	PERCENT OF FIXTURE
DOWNWARD STREET SIDE	1108.	50.0
DOWNWARD HOUSE SIDE	1108.	50.0
DOWNWARD TOTAL	2216.	100.0
UPWARD STREET SIDE	0.	0.0
UPWARD HOUSE SIDE	0.	0.0
UPWARD TOTAL	0.	0.0
TOTAL FLUX	2216.	100.0
EFFICACY = 38.6 Lm/W		

ALL CANDELA AND LUMENS IN THIS REPORT ARE BASED ON ABSOLUTE PHOTOMETRY. THE COEFFICIENT OF UTILIZATION VALUES ARE BASED ON THE TOTAL ABSOLUTE LUMEN OUTPUT OF THIS LUMINAIRE SAMPLE.



itl boulder
THE LIGHT CENTER OF THE INDUSTRY SINCE 1955


INDEPENDENT TESTING LABORATORIES, INC.
3386 LONGHORN ROAD, BOULDER, CO 80302 USA

PHONE: (303)442-1255 • FAX: (303)449-5274 • E-MAIL: itl@itlboulder.com • WEBSITE: www.itlboulder.com

REPORT NUMBER: ITL62048
DATE: 03/25/09
PREPARED FOR: BARE DEVELOPMENT, INC.

FLUX DISTRIBUTION BY SOLID ANGLE
(PER IESNA TM-15-07, LUMINAIRE CLASSIFICATION
SYSTEM FOR OUTDOOR LUMINAIRES)

	LUMENS	PERCENT OF FIXTURE
FORWARD LIGHT	1108.	50.0
FL (0- 30)		20.0
FM (30- 60)		25.5
FH (60- 80)		4.2
FVH(80- 90)		0.3
BACK LIGHT	1108.	50.0
BL (0- 30)		20.0
BM (30- 60)		25.5
BH (60- 80)		4.2
BVH(80- 90)		0.3
UPLIGHT	0.	0.0
UL (90-100)		0.0
UH (100-180)		0.0
TRAPPED LIGHT	0.	0.0
TOTAL FLUX	2216.	100.0



itl boulder
THE LIGHT CENTER OF THE INDUSTRY SINCE 1955

INDEPENDENT TESTING LABORATORIES, INC.
 3386 LONGHORN ROAD, BOULDER, CO 80302 USA

PHONE: (303)442-1255 • FAX: (303)449-5274 • E-MAIL: itl@itlboulder.com • WEBSITE: www.itlboulder.com

REPORT NUMBER: ITL62048
 PREPARED FOR: BARE DEVELOPMENT, INC.


DATE: 03/25/09

CANDELA TABULATION

	STREET SIDE		LATERAL ANGLE								
	0.0	5.0	15.0	25.0	35.0	45.0	55.0	65.0	75.0	85.0	90.0
	90.0	0.	0.	0.	0.	0.	0.	0.	0.	0.	0.
	87.5	2.	2.	2.	2.	2.	2.	2.	2.	2.	2.
	85.0	16.	17.	16.	14.	14.	14.	14.	15.	16.	16.
	82.5	28.	28.	28.	26.	26.	27.	29.	30.	31.	30.
	80.0	22.	22.	23.	22.	22.	23.	24.	23.	24.	23.
	77.5	26.	29.	28.	29.	27.	28.	28.	27.	27.	27.
	75.0	39.	42.	41.	43.	40.	40.	38.	40.	38.	41.
	72.5	62.	69.	64.	67.	61.	62.	56.	60.	58.	60.
	70.0	93.	99.	90.	94.	89.	93.	83.	86.	83.	85.
V	67.5	123.	127.	120.	123.	120.	125.	117.	116.	112.	112.
E	65.0	148.	150.	143.	145.	146.	150.	147.	146.	136.	137.
R	62.5	163.	164.	158.	159.	159.	163.	163.	166.	159.	158.
T	60.0	171.	172.	167.	166.	167.	170.	171.	175.	174.	174.
I	57.5	182.	184.	178.	181.	179.	182.	183.	187.	184.	186.
C	55.0	215.	221.	213.	217.	211.	219.	215.	224.	217.	222.
A	52.5	274.	287.	277.	281.	272.	285.	274.	288.	280.	288.
L	50.0	358.	376.	360.	370.	358.	372.	357.	373.	362.	372.
	47.5	457.	469.	457.	470.	459.	472.	456.	474.	464.	474.
A	45.0	541.	553.	541.	557.	543.	553.	544.	557.	550.	558.
N	42.5	620.	627.	622.	635.	625.	633.	621.	632.	624.	627.
G	40.0	684.	691.	691.	701.	692.	701.	688.	698.	691.	694.
L	37.5	738.	748.	747.	758.	750.	759.	752.	759.	756.	755.
E	35.0	792.	804.	802.	811.	801.	811.	805.	815.	811.	811.
	32.5	849.	857.	855.	860.	850.	860.	853.	864.	864.	863.
	30.0	896.	904.	900.	906.	895.	902.	899.	908.	907.	906.
	27.5	939.	946.	942.	946.	936.	943.	938.	947.	947.	943.
	25.0	979.	986.	983.	986.	975.	983.	976.	986.	982.	980.
	22.5	1016.	1024.	1021.	1027.	1015.	1020.	1011.	1023.	1019.	1016.
	20.0	1054.	1060.	1060.	1061.	1052.	1057.	1050.	1060.	1056.	1052.
	17.5	1087.	1095.	1092.	1099.	1088.	1093.	1086.	1097.	1092.	1088.
	15.0	1121.	1130.	1128.	1134.	1124.	1129.	1121.	1135.	1128.	1123.
	12.5	1155.	1164.	1162.	1169.	1157.	1165.	1157.	1168.	1164.	1159.
	10.0	1187.	1194.	1194.	1196.	1187.	1195.	1187.	1198.	1193.	1189.
	7.5	1212.	1216.	1219.	1217.	1214.	1217.	1213.	1222.	1218.	1214.
	5.0	1231.	1232.	1237.	1234.	1231.	1234.	1232.	1240.	1240.	1232.
	2.5	1244.	1245.	1248.	1246.	1243.	1245.	1243.	1250.	1249.	1244.
	0.0<<	1253.	1253.	1253.	1253.	1253.	1253.	1253.	1253.	1253.	1253.

||
 PLANE OF MAXIMUM CANDELA

|
 CONE OF MAXIMUM CANDELA



itl boulder
THE LIGHT CENTER OF THE INDUSTRY SINCE 1955

INDEPENDENT TESTING LABORATORIES, INC.
 3386 LONGHORN ROAD, BOULDER, CO 80302 USA

PHONE: (303)442-1255 • FAX: (303)449-5274 • E-MAIL: itl@itlboulder.com • WEBSITE: www.itlboulder.com

REPORT NUMBER: ITL62048
 PREPARED FOR: BARE DEVELOPMENT, INC.

DATE: 03/25/09

CANDELA TABULATION

	HOUSE SIDE		LATERAL ANGLE							
	95.0	105.0	115.0	125.0	135.0	145.0	155.0	165.0	175.0	180.0
	90.0	0.	0.	0.	0.	0.	0.	0.	0.	0.
	87.5	2.	2.	2.	2.	2.	2.	2.	2.	2.
	85.0	16.	16.	15.	14.	14.	14.	14.	16.	17.
	82.5	30.	31.	30.	29.	27.	26.	26.	28.	28.
	80.0	23.	24.	23.	24.	23.	22.	22.	23.	22.
	77.5	27.	27.	27.	28.	28.	27.	29.	28.	29.
	75.0	41.	38.	40.	38.	40.	40.	43.	41.	42.
	72.5	60.	58.	60.	56.	62.	61.	67.	64.	69.
	70.0	85.	83.	86.	83.	93.	89.	94.	90.	99.
V	67.5	112.	112.	116.	117.	125.	120.	123.	120.	127.
E	65.0	137.	136.	146.	147.	150.	146.	145.	143.	150.
R	62.5	158.	159.	166.	163.	163.	159.	159.	158.	164.
T	60.0	174.	174.	175.	171.	170.	167.	166.	167.	172.
I	57.5	186.	184.	187.	183.	182.	179.	181.	178.	184.
C	55.0	222.	217.	224.	215.	219.	211.	217.	213.	221.
A	52.5	288.	280.	288.	274.	285.	272.	281.	277.	287.
L	50.0	372.	362.	373.	357.	372.	358.	370.	360.	376.
	47.5	474.	464.	474.	456.	472.	459.	470.	457.	469.
A	45.0	558.	550.	557.	544.	553.	543.	557.	541.	553.
N	42.5	627.	624.	632.	621.	633.	625.	635.	622.	627.
G	40.0	694.	691.	698.	688.	701.	692.	701.	691.	691.
L	37.5	755.	756.	759.	752.	759.	750.	758.	747.	748.
E	35.0	811.	811.	815.	805.	811.	801.	811.	802.	804.
	32.5	863.	864.	864.	853.	860.	850.	860.	855.	857.
	30.0	906.	907.	908.	899.	902.	895.	906.	900.	904.
	27.5	943.	947.	947.	938.	943.	936.	946.	942.	946.
	25.0	980.	982.	986.	976.	983.	975.	986.	983.	986.
	22.5	1016.	1019.	1023.	1011.	1020.	1015.	1027.	1021.	1024.
	20.0	1052.	1056.	1060.	1050.	1057.	1052.	1061.	1060.	1060.
	17.5	1088.	1092.	1097.	1086.	1093.	1088.	1099.	1092.	1095.
	15.0	1123.	1128.	1135.	1121.	1129.	1124.	1134.	1128.	1130.
	12.5	1159.	1164.	1168.	1157.	1165.	1157.	1169.	1162.	1164.
	10.0	1189.	1193.	1198.	1187.	1195.	1187.	1196.	1194.	1194.
	7.5	1214.	1218.	1222.	1213.	1217.	1214.	1217.	1219.	1216.
	5.0	1232.	1240.	1240.	1232.	1234.	1231.	1234.	1237.	1232.
	2.5	1244.	1249.	1250.	1243.	1245.	1243.	1246.	1248.	1245.
	0.0<<	1253.	1253.	1253.	1253.	1253.	1253.	1253.	1253.	1253.

CONE OF MAXIMUM CANDELA