



2008 Core List

Prices and designs are subject to change without notice

SERIES	MODEL	DESCRIPTION	LIST PRICE
LED INCANDESCENT SERIES			
		Mar-08	
	LED-A19-120-3-36-DL-CL	E26/MED BASE, A19, 120V, 3 WATT, 36 LED, CL PLAST, DAYLIGHT	\$ 27.00
	LED-A19-120-3-36-SW-CL	E26/MED BASE, A19, 120V, 3 WATT, 36 LED, CL PLAST, SOFT WHITE	\$ 27.00
	LED-G16-120-2-30-DL	E12/CANDLE BASE, G16, 120V, 2 WATT, 30 LED, DAYLIGHT	\$ 25.00
	LED-G16-120-2-30-SW	E12/CANDLE BASE, G16, 120V, 2 WATT, 30 LED, SOFT WHITE	\$ 25.00
	LED-E60 -120-5-18-DL	2 1/2", E27 BASE/GLOBE, 120V, 5 WATT, 18 LED, DAYLIGHT	\$ 75.00
	LED-E60 -120-5-18-SW	2 1/2", E27 BASE/GLOBE, 120V, 5 WATT, 18 LED, SOFT WHITE	\$ 75.00
	LED-E50 -120-7-5-DL	2 1/4", E27 GLOBE, 120V, 7 W, 5 CREE LED, DAYLIGHT	\$ 140.00
	LED-E50 -120-7-5-SW	2 1/4", E27 GLOBE, 120V, 7 W, 5 CREE LED, SOFT WHITE	\$ 140.00
	LED-E60-120-6-3-DL	E26/MED BASE, A19, 120V, 6 WATT, 3 LED, DAYLIGHT	\$ 120.00
	LED-E60-120-6-3-SW	E26/MED BASE, A19, 120V, 6 WATT, 3LED, SOFT WHITE	\$ 120.00
LED CANDELABRA SERIES			
	LED-CAN-120-2-30-DL-CL	E12/CANDLE BASE, 120V, 2W, 30 LED, CL PLAST, DAYLIGHT	\$ 26.00
	LED-CAN-120-2-30-SW-CL	E12/CANDLE BASE, 120V, 2W, 30 LED, CL PLAST, SOFT WHITE	\$ 26.00
	LED-CMED-120-2-30-DL-CL	E26/MED BASE, 120V, 2 WATT, 30 LED, CL PLAST, DAYLIGHT	\$ 30.00
	LED-CMED-120-2-30-SW-CL	E26/MED BASE, 120V, 2 WATT, 30 LED, CL PLAST, SOFT WHITE	\$ 30.00
LED MR16 SERIES			
	LED-MR16-12-2-21-DL	MR16, 12V, 2 WATT, 21 LED, NFL, DAYLIGHT	\$ 20.00
	LED-MR16-12-2-21-SW	MR16, 12V, 2 WATT, 21 LED, NFL, SOFT WHITE	\$ 20.00
	LED-MR16-12-3-48-DL	MR16, 12V, 3 WATT, 48 LED, NFL, DAYLIGHT	\$ 32.00
	LED-MR16-12-3-48-SW	MR16, 12V, 3 WATT, 48 LED, NFL, SOFT WHITE	\$ 32.00
LED MR16 HIGH POWER MR16 SERIES 			
	4212	MR16, 12V, 3 WATT, 1 LED, SOFT WHITE	\$ 64.00
	4213	MR16, 12V, 3 WATT, 1 LED, DAYLIGHT	\$ 64.00
	5212	GU BASE, 120V, 3 WATT, 1 LED, SOFT WHITE	\$ 64.00
	5213	GU BASE, 120V, 3 WATT, 1 LED, DAYLIGHT	\$ 64.00
	LED-MR16-12-3-3-SW	CREE HP MR16, 12V, 3 WATT, 3LED, MFL, SOFT WHITE	\$ 88.00
	LED-MR16-12-3-3-DL	CREE HP MR16, 12V, 3 WATT, 3LED, MFL, DAYLIGHT	\$ 88.00
LED MR16 HIGH POWER MR16 SERIES CONT 			
	LED-MR16-12-3-3-DL-60	CREE HP MR16, 12V, 3 WATT, 3LED, FL, DAYLIGHT	\$ 88.00
	LED-MR16-12-3-3-SW-60	CREE HP MR16, 12V, 3 WATT, 3LED, FL, SOFT WHITE	\$ 88.00
	LED-MR16-12-3-3-DL-15	CREE HP MR16, 12V, 3 WATT, 3LED, NSP, DAYLIGHT (Special order only. Allow 3-4 weeks)	\$ 88.00
	LED-MR16-12-3-3-SW-15	CREE HP MR16, 12V, 3 WATT, 3LED, NSP, SOFT WHITE (Special order only. Allow 3-4 weeks)	\$ 88.00
	LED-MR20-12-6-3-DL-60	CREE HP MR20, 12V, 6 WATT, 3LED, WFL, DAYLIGHT	\$ 120.00
	LED-MR20-12-6-3-SW-60	CREE HP MR20, 12V, 6 WATT, 3LED, WFL, SOFT WHITE	\$ 120.00
	LED-MR20-12-6-3-DL-15	CREE HP MR20, 12V, 6 WATT, 3LED, NSP, DAYLIGHT (Special order only. Allow 3-4 weeks)	\$ 120.00
	LED-MR20-12-6-3-SW-15	CREE HP MR20, 12V, 6 WATT, 3LED, NSP, SOFT WHITE (Special order only. Allow 3-4 weeks)	\$ 120.00
LED MR11 SERIES			
	LED-MR11-12-3-30-DL	MR11, 12V, 3 WATT, 30 LED, DAYLIGHT	\$ 26.00
	LED-MR11-12-3-30-SW	MR11, 12V, 3 WATT, 30 LED, SOFT WHITE	\$ 26.00

DAYLIGHT = 5000-6000 KELVIN
SOFT WHITE = 3000 - 3500 KELVIN



2008 Core List

Prices and designs are subject to change without notice


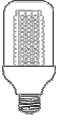
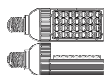
SERIES	MODEL	DESCRIPTION	LIST PRICE
LED GU10 SERIES			
	LED-GU10-120-3-48-DL	GU BASE, 120V, 3 WATT, 48 LED, NFL, DAYLIGHT	\$ 32.00
	LED-GU10-120-3-48-SW	GU BASE, 120V, 3 WATT, 48 LED, NFL, SOFT WHITE	\$ 32.00
LED GU10 HIGH POWER SERIES CREE 			
	LED-GU10-120-3-3-DL-15	CREE HP GU BASE, 120V, 3 WATT, 3 LED, NSP, DAYLIGHT (Special order only. Allow 3-4 weeks.)	\$ 88.00
	LED-GU10-120-3-3-DL-60	CREE HP GU BASE, 120V, 3 WATT, 3 LED, FL, DAYLIGHT	\$ 88.00
	LED-GU10-120-3-3-SW-15	CREE HP GU BASE, 120V, 3 WATT, 3 LED, NSP, SOFT WHITE (Special order only. Allow 3-4 weeks).	\$ 88.00
	LED-GU10-120-3-3-SW-60	CREE HP GU BASE, 120V, 3 WATT, 3 LED, FL, SOFT WHITE	\$ 88.00
	LED-GU10-120-6-3-DL-15	CREE HP GU BASE, 120V, 6 WATT, 3 LED, NSP, DAYLIGHT (Special order only. Allow 3-4 weeks).	\$ 120.00
	LED-GU10-120-6-3-DL-60	CREE HP GU BASE, 120V, 6 WATT, 3 LED, WFL, DAYLIGHT	\$ 120.00
	LED-GU10-120-6-3-SW-15	CREE HP GU BASE, 120V, 6 WATT, 3 LED, NSP, SOFT WHITE (Special order only. Allow 3-4 weeks).	\$ 120.00
	LED-GU10-120-6-3-SW-60	CREE HP GU BASE, 120V, 6 WATT, 3 LED, WFL, SOFT WHITE	\$ 120.00
LED HIGH POWER JDR / PAR 16 SERIES			
	LED-JDR-120-3-3-DL-15	CREE HP E27 BASE, 120V, 3 WATT, 3 LED, NSP, DAYLIGHT (Special order only. Allow 3-4 weeks.) CREE 	\$ 88.00
	LED-JDR-120-3-3-DL-60	CREE HP E27 BASE, 120V, 3 WATT, 3 LED, FL, DAYLIGHT CREE 	\$ 88.00
	LED-JDR-120-3-3-SW-15	CREE HP E27 BASE, 120V, 3 WATT, 3 LED, NSP, SOFT WHITE (Special order only. Allow 3-4 weeks.) CREE 	\$ 88.00
	LED-JDR-120-3-3-SW-60	CREE HP E27 BASE, 120V, 3 WATT, 3 LED, FL, SOFT WHITE CREE 	\$ 88.00
	LED-JDR-120-9-1-DL	HP JDR/E26, 120V, 9 WATT, 1LED, DAYLIGHT	\$ 100.00
	LED-JDR-120-9-1-SW	HP JDR/E26, 120V, 9 WATT, 1LED, SOFT WHITE	\$ 100.00
	LED-JDR-120-3-48-DL	JDR/E26, 120V, 3 WATT, 36 LED, NFL, DAYLIGHT	\$ 32.00
	LED-JDR-120-3-48-SW	JDR/E26, 120V, 3 WATT, 36 LED, NFL, SOFT WHITE	\$ 32.00
LED PAR SERIES CREE 			
	LED-PAR20-120-6-3-DL-15	CREE HP PAR20, E27 BASE, 120V, 6 WATT, 3 LED, NSP, DAYLIGHT (Special order only. Allow 3-4 weeks).	\$ 120.00
	LED-PAR20-120-6-3-DL-60	CREE HP PAR20, E27 BASE, 120V, 6 WATT, 3 LED, WFL, DAYLIGHT	\$ 120.00
	LED-PAR20-120-6-3-SW-15	CREE HP PAR20, E27 BASE, 120V, 6 WATT, 3 LED, NSP, SOFT WHITE (Special order only. Allow 3-4 weeks.)	\$ 120.00
	LED-PAR20-120-6-3-SW-60	CREE HP PAR20, E27 BASE, 120V, 6 WATT, 3 LED, WFL, SOFT WHITE	\$ 120.00
	LED-PAR20-120-3-60-DL	PAR20, E27 BASE, 120V, 3 WATT, 60 LED, DAYLIGHT	\$ 55.00
	LED-PAR20-120-3-60-SW	PAR20, E27 BASE, 120V, 3 WATT, 60 LED, SOFT WHITE	\$ 55.00
	LED-PAR30-120-4-70-DL	MED BASE PAR30, 120V, 4 WATT, 70 LED, DAYLIGHT	\$ 65.00
	LED-PAR30-120-4-70-SW	MED BASE PAR30, 120V, 4 WATT, 70 LED, SOFT WHITE	\$ 65.00
	LED-PAR38-120-5-80-DL	MED BASE PAR38, 120V, 5 WATT, 80 LED, DAYLIGHT	\$ 75.00
	LED-PAR38-120-5-80-SW	MED BASE PAR38, 120V, 5 WATT, 80 LED, SOFT WHITE	\$ 75.00
	LED-PAR38-120-7-120-DL	HP MED BASE PAR38, 120V, 7W, 120 LED, DAYLIGHT	\$ 85.00
	LED-PAR38-120-7-120-SW	HP MED BASE PAR38, 120V, 7W, 120 LED, SOFT WHITE	\$ 85.00
LED HIGH POWER PAR SERIES DIMMABLE CREE 			
	LED-PAR30-120-7-7-DL	CREE HP PAR30, E27 BASE, 120V, 7 WATT, 7 LED, DAYLIGHT	\$ 230.00
	LED-PAR30-120-7-7-SW	CREE HP PAR30, E27 BASE, 120V, 7 WATT, 7 LED, SOFT WHITE	\$ 230.00
	LED-PAR38-120-15-12-DL	CREE HP PAR38, E27 BASE, 120V, 15 WATT, 12 LED, DAYLIGHT	\$ 360.00
	LED-PAR38-120-15-12-SW	CREE HP PAR38, E27 BASE, 120V, 15 WATT, 12 LED, SOFT WHITE	\$ 360.00
LED HIGH POWER R SERIES CREE 			
	LED-R30-120-7-64-DL	CREE HP PAR30, E27 BASE, 120V, 7 W, 64 SMD, DAYLIGHT (Special Order only. Allow 3-4 weeks.)	\$ 340.00
	LED-R30-120-7-64-SW	CREE HP PAR30, E27 BASE, 120V, 7W, 64 SMD LED, SOFT WHITE (Special Order only. Allow 3-4 weeks.)	\$ 340.00
	LED-R38-120-13-84-DL	CREE HP PAR38, E27 BASE, 120V, 13 WATT, 84 SMD, DAYLIGHT (Special Order only. Allow 3-4 weeks.)	\$ 400.00
	LED-R38-120-13-84-SW	CREE HP PAR38, E27 BASE, 120V, 13 WATT, 84 SMD, SOFT WHITE (Special Order only. Allow 3-4 weeks.)	\$ 400.00

DAYLIGHT= 5000-6000 KELVIN
SOFT WHITE = 3000 - 3500 KELVIN



2008 Core List

Prices and designs are subject to change without notice

SERIES	MODEL	DESCRIPTION	LIST PRICE
LED RETROFIT SERIES			
	LED8-PL48-120-15-300-DL-S	120V 4' T8 CFL TUBE REP, 15W, 300 LED, ACRYLIC, DAYLIGHT	\$ 160.00
	LED8-PL48-277-15-300-DL-S	277V 4' T8 CFL TUBE REP, 15W, 300 LED, ACRYLIC, DAYLIGHT	\$ 160.00
	LED8-PL24-120-8-168-DL-S	120V 2' T8 CFL TUBE REP, 8W, 168 LED, ACRYLIC, DAYLIGHT	\$ 120.00
	LED8-PL24-277-8-168-DL-S	277V 2' T8 CFL TUBE REP, 8W, 168 LED, ACRYLIC, DAYLIGHT	\$ 120.00
	LED-CFLA-120-6-104-DL	E27 BASE, 120V, 6W, 104 LEDS, 175 DEG, DAYLIGHT	\$ 75.00
	LED-CFLA-120-6-104-SW	E27 BASE, 120V, 6W, 104 LEDS, 175 DEG, SOFT WHITE	\$ 75.00
	LED-CFLA-120-10-195-DL	E27 BASE, 120V, 10W, 195 LEDS, 175 DEG, DAYLIGHT	\$ 110.00
	LED-CFLA-120-10-195-SW	E27 BASE, 120V, 10W, 195 LEDS, 175 DEG, SOFT WHITE	\$ 110.00
	LED-CFLM-120-38-42-DL	HI LUMEN RETROFIT, E40 MOGUL BASE, 120V, 42 LEDS, DAYLIGHT	\$ 850.00

Minimum order: \$50.00.

Payment Terms: Net 30 on approved credit (COD orders are not applicable).

Late Charges: A rate of 1.5% per month may be added to any past due balances.

Freight: FOB Factory. \$2000 ffa on approved programs.

Returns/Claims: 10 day return policy with approved RGA #.

Replacement items will be invoiced upon shipment and a possible credit may be given after receipt and evaluation of returned items .

Warranty: 3 year warranty unless fixture specs are pre-approved for longer warranty periods of time (consult sales agent or factory).

Disclaimer: LED retro fit lamps are sensitive to the fixture's environment and longer warranty times are contingent upon pre-approved fixtures.

Contact information to send orders:

Fax orders to: 941-377-9460

Phone: 888-329-2705

Email: info@eco-smart.com

PLEASE SEE WEBSITE FOR A COMPLETE LIST OF PRODUCTS AND SPECIFICATIONS: www.eco-smart.com

Prices and designs are subject to change without notice