
















premier LIGHT ENGINE *series*

LIGHT ENGINE	NAME	DLC PART NUMBER
	HEX.21.ROU	L-C-CUS-21-REC-A-45-MT
	HEX.42.ROU	L-C-CUS-42-REC-A-45-MT
	HEX.63.ROU	L-C-CUS-63-REC-A-45-MT
	HEX.63.PYR	L-C-CUS-63-REC-A-45-MT
	HEX.84.ROU	L-C-CUS-84-REC-A-45-MT
	HEX.105.ROU	L-C-CUS-105-REC-A-45-MT
	HEX.168.ROU	L-C-CUS-168-REC-A-45-MT
	HEX.252.ROU	L-C-CUS-252-REC-A-45-MT
	LIN.24.FIN	L-C-CUS-24-REC-A-45-MT
	LIN.36.REC	L-C-CUS-36-REC-A-45-MT
	LIN.72.REC	L-C-CUS-72-REC-A-45-MT
	LIN.108.REC	L-C-CUS-108-REC-A-45-MT
	LIN.144.REC	L-C-CUS-144-REC-A-45-MT
	LIN.180.REC	L-C-CUS-180-REC-A-45-MT
	LIN.216.REC	L-C-CUS-216-REC-A-45-MT