


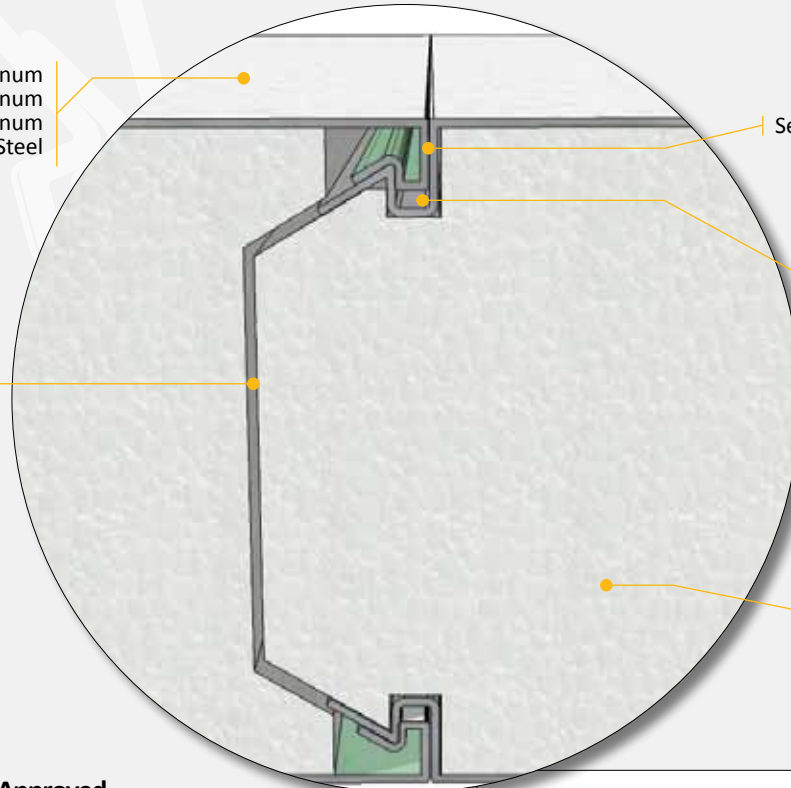
## Snap-N-Lock™ Structural Insulated Panel - SIP



- Internal Snap-Lock fastening feature.
- Snaps together in header.
- No rocking of panels required.
- Metal is chemically bonded to foam.
- Continuous Insulation.
- Quick and easy to install.
- Foam thicknesses from 2" to 8".
- Panels come in 48" or 23-1/8" widths.
- Eliminates condensation problems.
- Skylights and fans installed with ease.



.024 Stucco Embossed Aluminum  
 .024 Cedar Embossed Aluminum  
 .030 Stucco Embossed Aluminum  
 .26 ga Stucco Embossed G90 Galvanized Steel



Sealant Press

Sealant Reservoir

Insulated Foam Interface

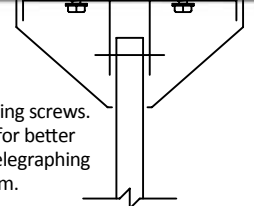
Expanded Polystyrene Core (EPS)  
 Thicknesses - 2", 3", 4", 6", 8"  
 Density - 1lb, 2lb  
 R-Value - 4.0 / sq.in. of thickness

- **Florida Product Approved**  
Approval #'s: FL-15491
- **Miami-Dade County Approved**  
Approval #: 09-0901.11
- **California FBH Approved**  
Approval #: QC-1
- **Texas Department of Insurance Approved**  
Approval #: RC-247
- **International Code Council - ICC**  
The Snap-N-Lock™ Panel is recognized by ICC-ES  
# ESR- 2488 and # ESR-3152
- **ENERGY STAR® Certified**  
.024 & .030 Aluminum Snap-N-Lock™ Composite Roof Panels with White Tuff-Kote Gold Dual Layer Paint Finish meet or exceed the requirements set forth by ENERGY STAR®.
- **Aluminum Association of Florida**  
The Florida Building Commission has formally adopted the AAF Guide Book into the Florida Building Code.



### Fan Beam

- Cont. 1.5" x 3" x .050" Alum. Fan Beam Extrusion.
- Fasten fan or light using self-tapping screws.
- Surrounded on all sides by foam for better lamination as well as to reduce telegraphing and condensation within fan beam.



# More Sizes. More Colors. More Options.

## What is Tuff-Kote Gold?

Tuff-Kote Gold is a dual-layer paint finish with a base color layer, and a clear protective top layer. The top coat is fused to the base coat during the baking cycle. The result is a paint finish that is more resistant to damage than standard paint finishes.

- Durable satin matte finish.
- More resistant to weather and alkalines.
- Requires less maintenance than other finishes.
- Resists scratching, marring, corrosion and fading.
- Protects against surface damage during installation process.

**White**  
Stucco Embossed  
26 ga G90 Galvanized Steel



**Desert Sand**  
Cedar Embossed  
.024 Aluminum



**White**  
Stucco Embossed  
.024 & .030 Aluminum



**Sandstone**  
Stucco Embossed  
.024 Aluminum



**White**  
Cedar Embossed  
.024 Aluminum



**Sandstone**  
Cedar Embossed  
.024 Aluminum



**Ivory**  
Stucco Embossed  
.024 Aluminum



**Adobe**  
Stucco Embossed  
.024 Aluminum



**Ivory**  
Cedar Embossed  
.024 Aluminum



**Bronze**  
Stucco Embossed  
.024 Aluminum

